



Cowry Daily Market Insight 6 May 2026

MPR: 26.50%
 Mar'25 Inflation Rate: 15.38%
 FY 2025 Real GDP: 3.87%

Equities Bounce Back, ASI Up 0.41% on Fresh Buying Interest; T-Bills Yields Soften Across Board as Investor Appetite Strengthens....

MARKET STATISTICS	CLOSE	PREVIOUS	TODAY'S %	YTD %
All Share Index (ASI)	242,729.51	241,750.15	0.41	55.98
Deals	85,804.00	102,665.00	(16.42)	
Volume	1,414,972,650.00	1,268,252,598.00	11.57	
Value	59,426,187,033	75,225,878,642	(21.00)	
Market Cap	155,780,939,288,169	155,152,397,580,565	0.41	56.76

Equities Market Summary

The Nigerian equities market staged a rebound on Wednesday, with the NGX All-Share Index gaining 0.41% to settle at 242,729.51 points, lifting the year-to-date return to +55.98% and adding ₦628.53 billion to market capitalization, which closed at ₦155.78 trillion. Market breadth was broadly positive at 2x, as 47 gainers led by AIRTELAFRI, CAP, ZICHIS, RTBRISCOE, and FTNCOCOA outpaced 23 losers, with SUNUASSUR, GUINNESS, CAVERTON, FTGINSURE, and MAYBAKER recording the most notable losses. Sectoral performance was mixed, as Insurance (+0.62%), Banking (+0.51%), Consumer Goods (+0.26%), and Industrial (+0.05%) all closed in positive territory, while Oil & Gas (-0.01%) weighed on the index and the Commodity sector ended flat. Trading activity was divergent, as deal count and turnover declined 16.42% and 21.00% to 85,804 transactions and ₦59.43 billion respectively, while volume surged 11.57% to 1.41 billion shares. Heading into Thursday's session, the market is expected to sustain its bullish momentum, underpinned by renewed positive investor sentiment amid the ongoing earnings season.

SECTORED INDICES	CLOSE	PREVIOUS	TODAY'S % Δ
NGX BANKING	2,274.52	2,262.88	0.51
NGX INSURANCE	1,220.17	1,212.67	0.62
NGX CONSUMER GOODS	4,926.00	4,913.02	0.26
NGX OIL/GAS	5,867.11	5,867.69	(0.01)
NGX INDUSTRIAL	11,687.80	11,682.18	0.05
NGX COMMODITY	2,001.34	2,001.34	0.00

Money Market

Nigerian Interbank Offered Rates closed on a mixed note on Wednesday, with the overnight rate easing 2bps to 22.27%, reflecting improved system liquidity as the Standing Deposit Facility rose to ₦6.2 trillion. The 1-month, 3-month, and 6-month tenors moved in the opposite direction, however, climbing 20bps, 34bps, and 67bps respectively. Funding costs were equally divergent, as the Overnight rate edged up 4bps to 22.17% while the Open Repo rate remained unchanged at 22.00%.

In the Treasury Bills secondary market, yields fell across tenors, with the 1-month, 3-month, 6-month, and 2-months maturities dropping 37bps, 7bps, 8bps, and 4bps respectively. Overall, the average NT-Bills yield dropped 1bp to 17.47%, reflecting increased investor demand and a broadly positive tone across the fixed-income space.

Bond Market

The FGN Bonds market sustained its bullish momentum on Wednesday, with average yields dipping 1bp to 16.08%, reflecting continued domestic investor confidence and firm appetite for naira-denominated sovereign debt.

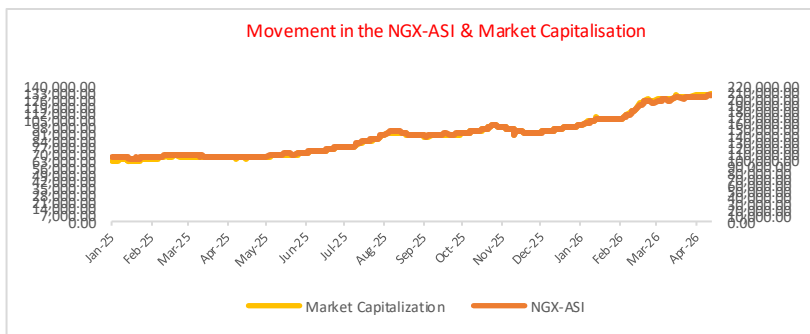
The Eurobond market mirrored this positivity, as average yields retreated 8bps to 6.69%, underscoring strong global investor interest and an increasingly favorable outlook toward Nigeria's dollar-denominated sovereign obligations.

Foreign Exchange Market

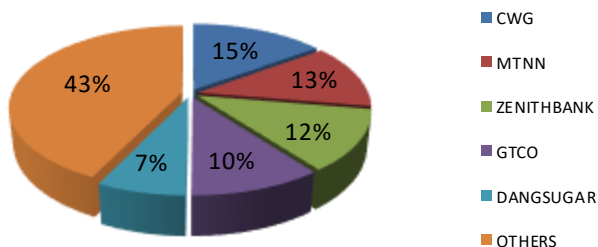
The naira posted a mixed performance on Wednesday, appreciating 0.68% to ₦1,357.34/\$ at the NAFEM window while weakening 0.80% to ₦1,368/\$ in the parallel market, reflecting divergent currency dynamics between the official and informal foreign exchange segments.

Source: FMDQ, CBN, NGX, S&P Dow Jones, Cowry Research

www.cowryasset.com



Today's biggest transactions by % of total naira votes





Cowry Daily Market Insight 6 May 2026

MPR: 26.50%
Mar'25 Inflation Rate: 15.38%
FY 2025 Real GDP: 3.87%

TENOR	NIBOR as @ 6/5/2026	NIBOR as @ 5/5//2026	PPT
Overnight	22.2667	22.2917	(0.02)
1 Month	22.7667	22.5667	0.20
3 Months	23.2750	22.9333	0.34
6 Months	23.8417	23.1750	0.67

Source: FMDQ

TENOR	NITTY as @6/5/2026	NITTY as @5/5/2026	PPT
1Month	15.7071	16.0799	(0.37)
3 Months	16.1750	16.2443	(0.07)
6 Months	17.2282	17.3113	(0.08)
12 Months	18.8867	18.9317	(0.04)

Source: FMDQ

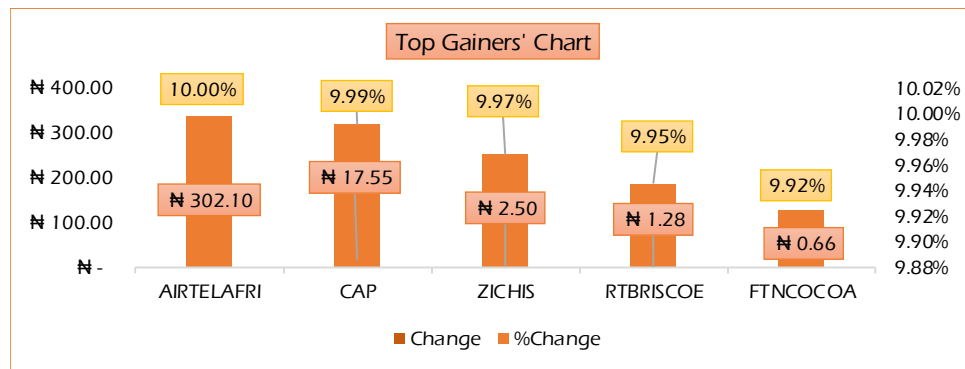
Bond Name	Maturity (Years)	Bid Price	Daily Δ	Offer yield	Yield YTD PPT Δ
16.29% FGN MAR 2027	10	98.71	0.01	17.88%	0.048
12.50% FGN MAR 2035	15	83.32	0.00	16.08%	0.012
16.25% FGN APR 2037	20	104.90	0.00	15.31%	-0.001
12.98% FGN MAR 2050	30	89.59	0.00	14.54%	-0.016

Source: FMDQ

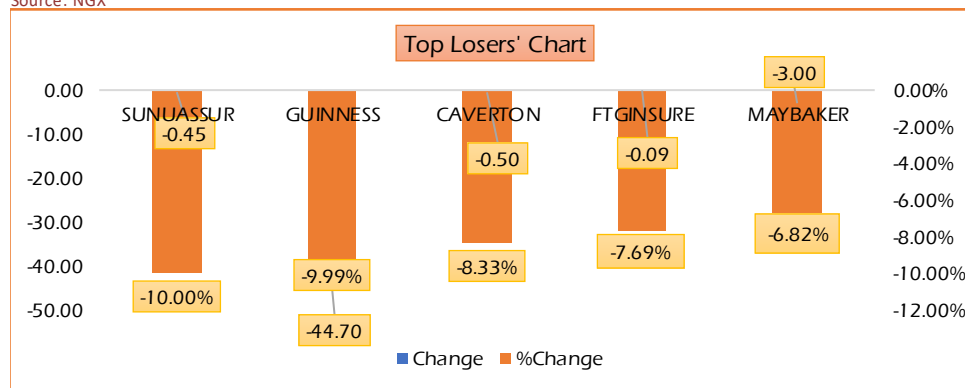
Eurobond Name	Maturity (Years)	Bid Price	Daily Δ	Offer Yield	Yield YTD PPT Δ
6.50 NOV 28, 2027	10	101.02	0.09	5.80%	-0.028
7.69% FEB 23, 2038	20	103.77	0.66	7.21%	-0.031
7.62% NOV 28, 2047	30	99.34	0.74	7.69%	-0.027

USD/NGN Exchange Rate	6/5/2026	Previous	Daily %
NAFEM	₦1,357.34	₦1,366.56	0.68%
Parallel	₦1,368	₦1,357	-0.80%

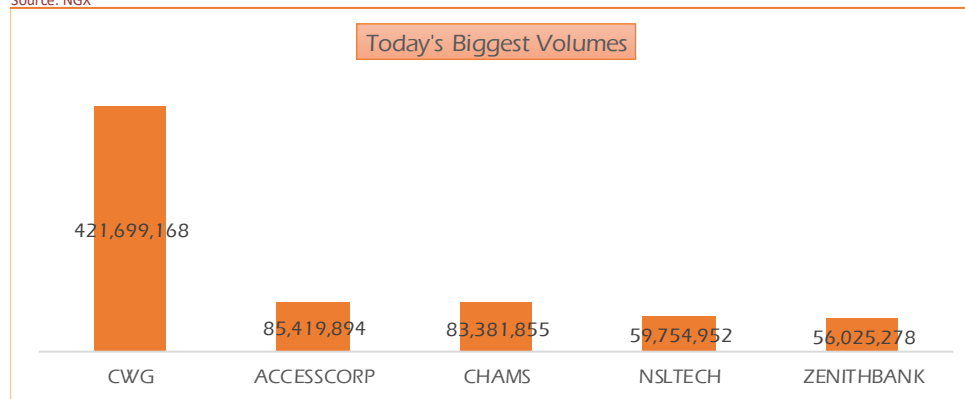
Major Currencies & Commodities	6/5/2026	Daily %	Yearly %
EURUSD	1.18	0.53%	0.14%
GBPUSD	1.36	0.40%	1.02%
Crude Oil, \$/bbl	95.36	-6.75%	-15.47%
Brent, \$/bbl	102.31	-6.88%	-6.28%
Gold, \$/t.oz	4693.00	3.01%	-0.35%
Cocoa, \$/T	4151.75	1.91%	37.25%



Source: NGX



Source: NGX



Source: NGX

Top 5 Advancers



+10.00%



+9.99%



+9.97%



+9.95%



+9.92%

Top 5 Decliners



-10.00 %



GUINNESS

-9.99%



-8.33%



-7.69%



-6.82%

Top 5 Trades by Volume



421.70 million units



85.42 million units



83.38 million units



59.75 million units



56.03 million units

Top 5 Trades by Value



N8.85 billion



N7.57 billion



N7.17 billion



N6.21 billion



N4.15 billion



Cowry Daily Market Insight 6 May 2026

MPR: 26.50%
Mar'25 Inflation Rate: 15.38%
FY 2025 Real GDP: 3.87%

Issuer	Description	Issue Date	Maturity Date	Coupon (%)	Current Yield (%)	DailyΔ	Previous Yield (%)
*FLOUR MILLS OF NIGERIA PLC	14.5 FLOURMILLS I 9-MAY-2026	09-May-23	09-May-26	14.50	17.89	-0.01	17.90
DANGOTE CEMENT PLC	12.50 DANGCEM IB 30-MAY-2026	26-May-21	30-May-26	12.50	17.44	-0.01	17.45
ACCESS BANK PLC	15.50 ACCESS BANK 23-JUL-2026	23-Jul-19	23-Jul-26	15.50	19.64	0.00	19.64
MTN NIGERIA COMMUNICATIONS PLC	13.50 MTN IA 30-SEP-2026	30-Sep-22	30-Sep-26	13.50	18.24	-0.01	18.25
SUNDRY FOODS FUNDING SPV PLC	13.50 SUNDRY SPV PLC I 15-DEC-2026	15-Dec-21	15-Dec-26	13.50	18.41	-0.01	18.42
EAT & GO FINANCE SPV PLC	14.25 EAT & GO FINANCE SPV 17-DEC-2026	17-Dec-19	17-Dec-26	14.25	19.87	-0.01	19.88
DANGOTE CEMENT PLC	11.85 DANGCEM IIA 30-APR-2027	27-Apr-22	30-Apr-27	11.85	19.02	-0.01	19.03
AXXELA FUNDING 1 PLC	14.30 AXXELA I 20-MAY-2027	20-May-20	20-May-27	14.30	20.38	0.00	20.38
ACCELEREX SPV PLC	14.00 ACSP I 15-JUN-2027	15-Jun-22	15-Jun-27	14.00	20.92	-0.01	20.93
NOVAMBL INVESTMENTS SPV PLC	12.00 NOVAMBL SPV I 23-JUL-2027	23-Jul-20	23-Jul-27	12.00	21.67	0.00	21.67
UNITED CAPITAL PLC	15.00 UNICAP II 14-SEP-2027	14-Sep-22	14-Sep-27	15.00	19.45	0.00	19.45
*NMRC	7.20 NMRC III 2-NOV-2027	02-Nov-20	02-Nov-27	7.20	21.37	-0.01	21.38
VIATHAN FUNDING PLC	16.00 VIATHAN (GTD) 14-DEC-2027	15-Dec-17	14-Dec-27	16.00	18.92	-0.01	18.93
FLOUR MILLS OF NIGERIA PLC	6.25 FLOURMILLS IV B 14-DEC-2027	14-Dec-20	14-Dec-27	6.25	18.67	0.00	18.67
BUA CEMENT PLC	7.50 BUACEM I 30-DEC-2027	30-Dec-20	30-Dec-27	7.50	18.91	-0.01	18.92
*ARADEL HOLDINGS PLC	17.00 ARAD I 13-JAN-2028	13-Jan-23	13-Jan-28	17.00	18.99	-0.01	19.00
MTN NIGERIA COMMUNICATIONS PLC	13.00 MTN COM PLC I 5-MAY-2028	05-May-21	05-May-28	13.00	18.16	0.00	18.16
DANGOTE CEMENT PLC	13.50 DANGCEM IC 30-MAY-2028	26-May-21	30-May-28	13.50	17.20	-0.01	17.21
C&I LEASING PLC	15.50 C&I LEASING II 3-JUN-2028	03-Jun-21	03-Jun-28	15.50	20.40	0.00	20.40
CERPAC RECEIVABLES FUNDING SPV PLC	14.50 CERPAC-SPV III 15-JUL-2028	10-Sep-21	15-Jul-28	14.50	20.88	0.00	20.88
SUNDRY FOODS FUNDING SPV PLC	16.00 SUNDRY SPV PLC II 23-OCT-2028	23-Oct-23	23-Oct-28	16.00	18.31	0.00	18.31
ARDOVA PLC	13.30 ARDOVA PLC IA 12-NOV-2028	12-Nov-21	12-Nov-28	13.30	19.09	-0.01	19.10
VERITASI HOMES & PROPERTIES LIMITED	20.00 VHPL 10-DEC-2028	10-Dec-25	10-Dec-28	20.00	19.64	0.00	19.64
MCM FUNDING SPV PLC	19.50 MCM FUNDING SPV I 12-JAN-2029	12-Jan-26	12-Jan-29	19.50	18.32	0.00	18.32
EAT & GO FINANCE SPV PLC	13.25 EAT & GO FINANCE SPV 8-MAR-2029	08-Mar-22	08-Mar-29	13.25	19.97	0.00	19.97
PRESKO PLC	12.85 PRESKO PLC 5-APR-2029	05-Apr-22	05-Apr-29	12.85	18.81	0.00	18.81
DANGOTE CEMENT PLC	12.35 DANGCEM IIB 30-APR-2029	27-Apr-22	30-Apr-29	12.35	17.31	0.00	17.31
*FLOUR MILLS OF NIGERIA PLC	22.00 FLOURMILLS II 30-MAY-2029	30-May-24	30-May-29	22.00	20.26	0.00	20.26
UNION BANK OF NIGERIA PLC	16.20 UNION III 27-JUN-2029	27-Jun-19	27-Jun-29	16.20	19.58	0.00	19.58

www.cowryasset.com

This report is produced by the Research Desk, Cowry Asset Management Limited (COWRY) as a guideline for Clients that intend to invest in securities on the basis of their own investment decision without relying completely on the information contained herein. The opinion contained herein is for information purposes only and does not constitute any offer or solicitation to enter into any trading transaction. While care has been taken in preparing this document, no responsibility or liability whatsoever is accepted by any member of COWRY for errors, omission of facts, and any direct or consequential loss arising from the use of this report or its contents.



Cowry Daily Market Insight 6 May 2026

MPR: 26.50%
Mar'25 Inflation Rate: 15.38%
FY 2025 Real GDP: 3.87%

DANGOTE INDUSTRIES FUNDING PLC	12.75 DANGIFP IA 19-JUL-2029	19-Jul-22	19-Jul-29	12.75	18.10	0.00	18.10
GEREGU POWER PLC	14.50 GERP I 28-JUL-2029	28-Jul-22	28-Jul-29	14.50	19.67	0.00	19.67
*NMRC	14.90 NMRC I 29-JUL-2030	29-Jul-15	29-Jul-30	14.90	17.27	0.00	17.27
TSL SPV PLC	10.00 TSL SPV I (GTD) 6-OCT-2030	06-Oct-20	06-Oct-30	10.00	18.88	0.00	18.88
FBNQ MB FUNDING SPV PLC	6.25 FBNQ MB SPV II 16-DEC-2030	16-Dec-20	16-Dec-30	6.25	17.64	0.00	17.64
CHAMPION BREWERIES PLC	19.50 CHBR I 23-DEC-2030	23-Dec-25	23-Dec-30	19.50	18.51	0.00	18.51
FIDELITY BANK PLC	8.50 FIDELITY I 7-JAN-2031	07-Jan-21	07-Jan-31	8.50	17.65	0.00	17.65
EAT & GO FINANCE SPV PLC	18.00 EGFS 22-FEB-2031	22-Feb-24	22-Feb-31	18.00	18.91	0.00	18.91
UAC OF NIGERIA PLC	21.50 UAC PLC I 14-OCT-2031	14-Oct-24	14-Oct-31	21.50	20.15	0.02	20.13
PRIMERO BRT SECURITISATION SPV PLC	17.00 PRIMERO BRT-SPV 27-OCT-2031	24-May-19	27-Oct-31	17.00	19.47	0.02	19.45
MTN NIGERIA COMMUNICATIONS PLC	12.75 MTN COM PLC II 4-NOV-2031	04-Nov-21	04-Nov-31	12.75	17.64	0.01	17.63
ARDOVA PLC	13.65 ARDOVA PLC IB 12-NOV-2031	12-Nov-21	12-Nov-31	13.65	17.97	0.00	17.97
GPC-SPV COMPANY PLC	13.00 GPC SPV PLC (GTD) 23-NOV-2031	23-Nov-21	23-Nov-31	13.00	17.24	0.00	17.24
*PRESCO PLC	23.75 PRESCO PLC I 31-JAN-2032	31-Jan-25	31-Jan-32	23.75	20.89	0.00	20.89
PAT DIGITAL INFRA FUND SPV PLC	13.25 PAT SPV PLC (GTD) 2-FEB-2032	02-Feb-22	02-Feb-32	13.25	17.57	0.00	17.57
DANGOTE CEMENT PLC	13.00 DANGCEM IIC 30-APR-2032	27-Apr-22	30-Apr-32	13.00	18.25	0.03	18.22
DANGOTE INDUSTRIES FUNDING PLC	13.50 DANGIFP IB 19-JUL-2032	19-Jul-22	19-Jul-32	13.50	18.48	0.03	18.45
MTN NIGERIA COMMUNICATIONS PLC	14.50 MTNN IB 30-SEP-2032	30-Sep-22	30-Sep-32	14.50	17.78	0.02	17.76
DANGOTE INDUSTRIES FUNDING PLC	16.75 DANGIFP II 5-DEC-2032	05-Dec-22	05-Dec-32	16.75	18.80	0.02	18.78
*UAC OF NIGERIA PLC	17.35 UAC PLC I 15-DEC-2032	15-Dec-25	15-Dec-32	17.35	17.72	0.02	17.70
NBET FINANCE COMPANY PLC	17.50 NBET IA 14-JAN-2033	14-Jan-26	14-Jan-33	17.50	19.45	0.00	19.45
NBET FINANCE COMPANY PLC	17.50 NBET IB 14-JAN-2033	14-Jan-26	14-Jan-33	17.50	19.45	0.00	19.45
EAT & GO FINANCE SPV PLC	20.00 EGFS II 27-JAN-2033	27-Jan-26	27-Jan-33	20.00	19.14	0.01	19.13
*NMRC	13.80 NMRC II 15-MAR-2033	21-May-18	15-Mar-33	13.80	17.52	0.00	17.52
AXXELA FUNDING 1 PLC	21.00 AXXELA I 12-APR-2034	12-Apr-24	12-Apr-34	21.00	27.05	0.01	27.04
GEL UTILITY FUNDING SPV PLC	15.15 GEL UTILITY-SPV (GTD) 28-AUG-2034	28-Aug-19	28-Aug-34	15.15	18.29	0.00	18.29
DANGOTE CEMENT PLC	23.50 DANGCEM I 30-DEC-2034	30-Dec-24	30-Dec-34	23.50	21.40	0.00	21.40
*APL FUNDING SPV PLC	23.00 APL SPV PLC I 30-DEC-2034	30-Dec-24	30-Dec-34	23.00	21.49	0.04	21.45
*DLM FUNDING SPV	DLM FUNDING SPV IA 12-SEP-2035	12-Sep-25	12-Sep-35	16.83	17.68	0.00	17.68
*DLM FUNDING SPV	19.07 DLM FUNDING SPV IB 12-SEP-2035	12-Sep-25	12-Sep-35	19.07	19.19	0.03	19.16
*NMRC PLC	17.25 NMRC I 15-MAR-2036	2-Mar-26	15-Mar-36	17.25	18.64	0.03	18.61
*LFZC FUNDING SPV PLC	13.25 LFZC II (GTD) 16-MAR-2042	10-May-22	16-Mar-42	13.25	16.27	0.00	16.27

www.cowryasset.com

This report is produced by the Research Desk, Cowry Asset Management Limited (COWRY) as a guideline for Clients that intend to invest in securities on the basis of their own investment decision without relying completely on the information contained herein. The opinion contained herein is for information purposes only and does not constitute any offer or solicitation to enter into any trading transaction. While care has been taken in preparing this document, no responsibility or liability whatsoever is accepted by any member of COWRY for errors, omission of facts, and any direct or consequential loss arising from the use of this report or its contents.



Cowry Daily Market Insight 6 May 2026

MPR: 26.50%
Mar'25 Inflation Rate: 15.38%
FY 2025 Real GDP: 3.87%

*LFZC FUNDING SPV PLC	15.25 LFZC III (GTD) 29-MAR-2043	29-Mar-23	29-Mar-43	15.25	16.11	0.00	16.11
FCMB GROUP PLC	16.00 FCMB I (PERP)	16-Feb-23	—	16.00	18.22	0.00	18.22
FCMB GROUP PLC	16.00 FCMB II (PERP)	24-Oct-23	—	16.00	17.41	-0.01	17.42

